
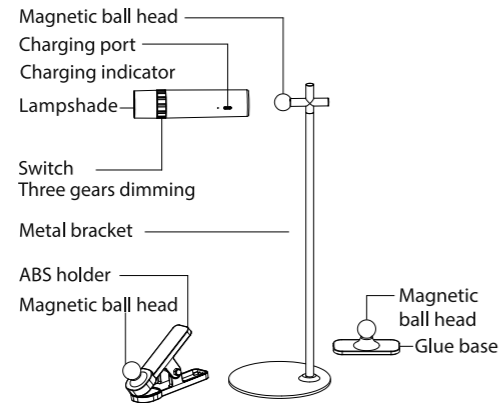


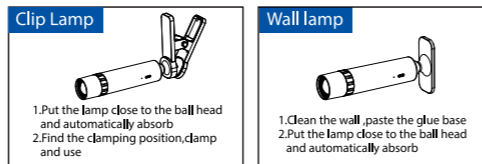
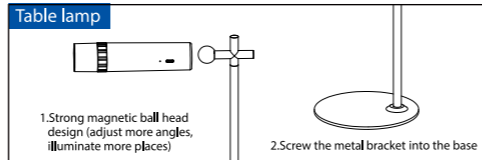
USER MANUAL LED Magnetic Light



Product structure



Install and use operation



- Continuously touch the key, the main light changes in turn" on -> low -> medium -> high -> off" cycle selection.
- Long press switch, brightness dimming
- Power hint: red light when charging, green light when full.

Performance

- ◆ Simple touch switch
- ◆ Three levels of brightness adjustable
- ◆ Patent Magnetic ball head design
- ◆ Built-In rechargeable battery



Touch switch



three levels of brightness adjustable



built in battery



Magnetic design

Packing list

Multifunctional LED Magnetic light



led lamp



metal bracket



clip



glue base



Type-C line



instruction

Attention:

- 1.Rated Voltage:5V
- 2.Don't be connection with dimming sensing device
- 3.Don't use the lamp in a humid or flammable environment.
- 4.Don't pull the power plug when your hands are wet to prevent electric shock
- 5.Don't cover the lamp with objects to prevent the lamp from being damaged or causing dangerous.